



Round 3 - Phillip Island GP Circuit - September 3 & 4

BEARS : F3, F4 & F5

Leg 4

Date: 04/09/22
 Event: R28
 Weather: Mostly cloudy - Temp: 11.6C
 Track: Dry - Temp: 24.9C

Started at: 15:52:23
 Laps: 4
 Starters:
 Printed at: 16:03

PROVISIONAL CLASSIFICATION


Pos	No	Name	Class	Machine	Laps	Race Time	Behind Leader	Behind Prev	Fastest Lap	On Lap	Top Speed
1	76	Scott WEBSTER	F3	Suzuki Harris 1200	4	7:13.538			1:46.114	2	250
2	22	Matthew EDWARDS / Redex / Race and Road	F4	Laverda Redex 1000	4	7:13.808	.270	.270	1:46.935	4	235
3	19	Paul NILSEN	F3	Triumph Sp. Trip. 1050	4	7:21.833	8.295	8.025	1:49.179	2	234
4	5	Philip BARTUSH / Kaneg MotoSport	F3	Ducati 916	4	7:23.748	10.210	1.915	1:48.899	2	238
5	46	Adam MILLER	F3	Husqvarna 450	4	7:33.378	19.840	9.630	1:50.586	4	188
6	1	Dallas O'SULLIVAN	F3	Husqvarna 701 693	4	7:34.432	20.894	1.054	1:51.258	2	204
7	212	Anthony STEPHENS / Ords Motorcycles Ararat	F3	Husqvarna Vitp. 693	4	7:35.382	21.844	.950	1:51.342	4	206
8	3	Cori BOURNE / Pedders Suspension Shepparton / NBS Brake Supplies / Shepparton Service	F3	Husqvarna FS 450	4	7:36.235	22.697	.853	1:51.664	2	191
9	40	Rick FITZSIMMONS / RL & MY Fitzsimmons Painters	F4	Triumph Thrux. 1200	4	7:47.169	33.631	10.934	1:53.816	4	221
10	612	Gregory JAMES / Racing Geriatrics	F3	KTM Duke 890	4	7:49.710	36.172	2.541	1:54.211	4	212
11	39	Dean YAGAN	F3	KTM Duke 890	4	7:52.866	39.328	3.156	1:56.392	3	216
12	39A	Sean OESER / Race & Road / Highfields Panel & Paint / Ricondi / Addicted to Track	F5	Ducati Monster 696	4	7:54.142	40.604	1.276	1:55.879	4	204
13	67	Richard DRAPER / R A Draper Medical Services	F5	Ducati Monster 800	4	7:59.965	46.427	5.823	1:57.523	4	195
14	955	Tom PALMAI	F3	Triumph Dayt. 765	4	8:01.867	48.329	1.902	1:58.483	2	213
15	19A	Denis ACKLAND	F4	Harley Dav. Sport. 1200	4	8:06.330	52.792	4.463	1:58.436	4	222
16	23	Voya KISSITCH / Malaysian Motorcycle Getaways	F5	Ducati SS 800	4	8:12.263	58.725	5.933	2:00.563	3	206
17	84	David ABOUD / TMA Racing	F5	KTM Duke 690	4	8:18.456	1:04.918	6.193	2:02.134	3	190
18	62	Ian HARDING / BDMC Racing	F3	Ducati S 750	4	8:30.033	1:16.495	11.577	2:03.729	2	200
19	571	Maurice TURNER	F4	Laverda RGS 981	4	9:09.401	1:55.863	39.368	2:13.969	3	187

Fastest Lap was 1:46.114 by Scott WEBSTER

*** RACE REDUCED FROM 5 TO 4 LAPS DUE TO EARLIER TIME DELAYS ***

The results are provisional until the end of the time limit for protests and appeals.



 Chief Timekeeper - Scott Laing


 Clerk of Course - Tony Bolin



COMPUTIME RACE TIMING SYSTEMS PTY LTD
www.computime.com.au

E-mail: scott@computime.com.au / Ph: 0418 17 13 17





Round 3 - Phillip Island GP Circuit - September 3 & 4
BEARS : F3, F4 & F5

Leg 4

Date: **04/09/22**
 Event: **R28**
 Weather: **Mostly cloudy - Temp: 11.6C**
 Track: **Dry - Temp: 24.9C**

Started at: **15:52:23**
 Laps: **4**
 Starters:
 Printed at: **16:03**

PROVISIONAL LAP TIMES

No	Name	Lap 1	Lap 2	Lap 3	Lap 4
1	Dallas O'SULLIVAN	1:59.622	1:51.258	1:51.783	1:51.769
3	Cori BOURNE	1:59.845	1:51.664	1:52.346	1:52.380
5	Philip BARTUSH	1:56.013	1:48.899	1:49.462	1:49.374
19	Paul NILSEN	1:53.915	1:49.179	1:49.242	1:49.497
19A	Denis ACKLAND	2:09.751	1:59.563	1:58.580	1:58.436
22	Matthew EDWARDS	1:52.930	1:46.950	1:46.993	1:46.935
23	Voya KISSITCH	2:09.877	2:00.890	2:00.563	2:00.933
39	Dean YAGAN	2:02.675	1:56.427	1:56.392	1:57.372
39A	Sean OESER	2:05.255	1:56.719	1:56.289	1:55.879
40	Rick FITZSIMMONS	2:03.166	1:55.814	1:54.373	1:53.816
46	Adam MILLER	1:59.138	1:52.229	1:51.425	1:50.586
62	Ian HARDING	2:13.345	2:03.729	2:06.072	2:06.887
67	Richard DRAPER	2:06.338	1:58.257	1:57.847	1:57.523
76	Scott WEBSTER	1:53.735	1:46.114	1:46.529	1:47.160
84	David ABOUD	2:09.780	2:03.430	2:02.134	2:03.112
212	Anthony STEPHENS	1:58.711	1:52.429	1:52.900	1:51.342
571	Maurice TURNER	2:23.815	2:16.019	2:13.969	2:15.598
612	Gregory JAMES	2:05.094	1:54.265	1:56.140	1:54.211
955	Tom PALMAI	2:06.087	1:58.483	1:58.806	1:58.491

*** RACE REDUCED FROM 5 TO 4 LAPS DUE TO EARLIER TIME DELAYS ***

The results are provisional until the end of the time limit for protests and appeals.


Scott Laing
 Chief Timekeeper - Scott Laing

Tony Bolin
 Clerk of Course - Tony Bolin



COMPUTIME RACE TIMING SYSTEMS PTY LTD
www.computime.com.au

E-mail: scott@computime.com.au / Ph: 0418 17 13 17





Round 3 - Phillip Island GP Circuit - September 3 & 4

BEARS : F3, F4 & F5

Leg 4

Date: 04/09/22
 Event: R28
 Weather: Mostly cloudy - Temp: 11.6C
 Track: Dry - Temp: 24.9C

Started at: 15:52:23
 Laps: 4
 Starters:
 Printed at: 16:03

PROVISIONAL SPLIT TIMES

Lap	Split 1	Split 2	Split 3	Split 4	Lap Time	Spd	Lap	Split 1	Split 2	Split 3	Split 4	Lap Time	Spd
1 Dallas O'SULLIVAN (6th)							2	29.354	35.073	23.547	32.916	2:00.890	205
1	34.290	32.891	21.348	31.093	1:59.622	167	3	29.106	34.921	23.248	33.288	2:00.563	206
2	27.102	32.042	21.214	30.900	1:51.258	204	4	29.858	34.522	23.508	33.045	2:00.933	200
3	27.758	31.906	21.155	30.964	1:51.783	201							
4	27.315	32.409	21.091	30.954	1:51.769	200							
3 Cori BOURNE (8th)							39 Dean YAGAN (11th)						
1	34.830	32.598	21.561	30.856	1:59.845	165	1	35.141	33.180	21.965	32.389	2:02.675	168
2	27.334	32.151	21.161	31.018	1:51.664	191	2	28.605	33.574	22.075	32.173	1:56.427	215
3	27.631	32.234	21.351	31.130	1:52.346	190	3	28.706	33.239	22.136	32.311	1:56.392	215
4	27.931	32.160	21.214	31.075	1:52.380	186	4	28.399	33.371	22.553	33.049	1:57.372	216
5 Philip BARTUSH (4th)							39A Sean OESER (12th)						
1	33.631	31.769	20.607	30.006	1:56.013	182	1	34.722	35.475	22.401	32.657	2:05.255	169
2	25.927	31.945	20.643	30.384	1:48.899	238	2	28.512	33.827	22.228	32.152	1:56.719	204
3	26.220	32.083	21.005	30.154	1:49.462	232	3	28.181	33.655	22.287	32.166	1:56.289	204
4	26.042	32.384	20.803	30.145	1:49.374	226	4	27.780	34.009	22.062	32.028	1:55.879	203
19 Paul NILSEN (3rd)							40 Rick FITZSIMMONS (9th)						
1	32.198	31.525	20.543	29.649	1:53.915	188	1	36.402	33.261	21.823	31.680	2:03.166	182
2	26.922	31.655	20.680	29.922	1:49.179	234	2	28.478	33.633	21.779	31.924	1:55.814	217
3	27.046	31.399	20.840	29.957	1:49.242	232	3	28.002	33.105	21.627	31.639	1:54.373	221
4	26.952	31.597	20.984	29.964	1:49.497	231	4	27.952	32.820	21.610	31.434	1:53.816	221
19A Denis ACKLAND (15th)							46 Adam MILLER (5th)						
1	38.262	35.214	23.167	33.108	2:09.751	171	1	33.530	32.576	21.717	31.315	1:59.138	159
2	28.817	34.935	22.854	32.957	1:59.563	222	2	27.598	32.153	21.205	31.273	1:52.229	188
3	28.514	34.595	22.657	32.814	1:58.580	220	3	27.359	32.160	21.012	30.894	1:51.425	186
4	28.542	34.397	22.727	32.770	1:58.436	217	4	27.356	31.611	20.934	30.685	1:50.586	183
22 Matthew EDWARDS (2nd)							62 Ian HARDING (18th)						
1	31.708	31.232	20.133	29.857	1:52.930	180	1	38.695	36.752	23.621	34.277	2:13.345	153
2	25.592	31.247	20.388	29.723	1:46.950	231	2	29.808	36.575	23.570	33.776	2:03.729	198
3	25.930	31.257	20.273	29.533	1:46.993	234	3	29.869	36.237	24.951	35.015	2:06.072	200
4	25.775	30.990	20.433	29.737	1:46.935	235	4	30.428	37.463	24.148	34.848	2:06.887	193
23 Voya KISSITCH (16th)							67 Richard DRAPER (13th)						
1	37.498	35.180	23.452	33.747	2:09.877	165	1	36.120	34.929	22.446	32.843	2:06.338	160
							2	28.630	34.040	23.052	32.535	1:58.257	195
							3	29.161	33.819	22.350	32.517	1:57.847	191


Scott Laing
 Chief Timekeeper - Scott Laing

Tony Bolin
 Clerk of Course - Tony Bolin



COMPUTIME RACE TIMING SYSTEMS PTY LTD
www.computime.com.au

E-mail: scott@computime.com.au / Ph: 0418 17 13 17





Round 3 - Phillip Island GP Circuit - September 3 & 4
BEARS : F3, F4 & F5

Leg 4

Date: 04/09/22
 Event: R28
 Weather: Mostly cloudy - Temp: 11.6C
 Track: Dry - Temp: 24.9C

Started at: 15:52:23
 Laps: 4
 Starters:
 Printed at: 16:03

PROVISIONAL SPLIT TIMES

Lap	Split 1	Split 2	Split 3	Split 4	Lap Time	Spd	Lap	Split 1	Split 2	Split 3	Split 4	Lap Time	Spd
4	29.031	<u>33.615</u>	<u>22.347</u>	32.530	<u>1:57.523</u>	188	571 Maurice TURNER (19th)						
							1	40.894	39.762	26.341	36.818	2:23.815	147
76 Scott WEBSTER (1st)							2	32.925	39.953	26.508	36.633	2:16.019	186
1	32.845	31.089	20.467	29.334	1:53.735	181	3	<u>32.764</u>	<u>38.914</u>	26.334	<u>35.957</u>	<u>2:13.969</u>	182
2	25.857	<u>30.925</u>	<u>20.155</u>	<u>29.177</u>	<u>1:46.114</u>	242	4	33.190	39.707	<u>26.095</u>	36.606	2:15.598	187
3	<u>25.641</u>	31.121	20.331	29.436	1:46.529	249							
4	25.836	31.160	20.505	29.659	1:47.160	250	612 Gregory JAMES (10th)						
							1	36.313	34.632	22.333	31.816	2:05.094	174
84 David ABOUD (17th)							2	28.004	33.121	<u>21.620</u>	<u>31.520</u>	1:54.265	210
1	36.998	35.256	23.611	33.915	2:09.780	163	3	28.509	33.369	22.185	32.077	1:56.140	212
2	29.989	35.698	<u>23.439</u>	34.304	2:03.430	190	4	<u>27.721</u>	<u>32.773</u>	21.788	31.929	<u>1:54.211</u>	211
3	<u>29.906</u>	<u>34.542</u>	23.542	34.144	<u>2:02.134</u>	188							
4	30.225	35.452	23.551	<u>33.884</u>	2:03.112	185	955 Tom PALMAI (14th)						
							1	35.885	34.779	22.631	32.792	2:06.087	155
212 Anthony STEPHENS (7th)							2	<u>28.195</u>	34.628	23.351	32.309	<u>1:58.483</u>	213
1	33.492	32.772	21.377	31.070	1:58.711	169	3	28.863	34.737	23.036	<u>32.170</u>	1:58.806	206
2	27.548	32.404	21.299	31.178	1:52.429	204	4	28.792	<u>34.296</u>	<u>22.955</u>	32.448	1:58.491	194
3	27.485	32.371	21.759	31.285	1:52.900	205							
4	<u>27.095</u>	<u>32.175</u>	<u>21.136</u>	<u>30.936</u>	<u>1:51.342</u>	206							

*** RACE REDUCED FROM 5 TO 4 LAPS DUE TO EARLIER TIME DELAYS ***

The results are provisional until the end of the time limit for protests and appeals.


Scott Laing
 Chief Timekeeper - Scott Laing

Tony Bolin
 Clerk of Course - Tony Bolin



COMPUTIME RACE TIMING SYSTEMS PTY LTD
www.computime.com.au

E-mail: scott@computime.com.au / Ph: 0418 17 13 17





Round 3 - Phillip Island GP Circuit - September 3 & 4
BEARS : F3, F4 & F5

Date: 04/09/22

Event: R28

Weather: Mostly cloudy - Temp: 11.6C

Track: Dry - Temp: 24.9C

Leg 4

Started at: 15:52:23

Laps: 4

Starters:

Printed at: 16:03

PROVISIONAL FASTEST LAPS SEQUENCE


Lap	Race Pos	No	Name	Machine	Fastest Lap	On Lap
1	1	22	Matthew EDWARDS	Laverda Redex 1000	1:52.930	1
2	1	76	Scott WEBSTER	Suzuki Harris 1200	1:46.114	2

*** RACE REDUCED FROM 5 TO 4 LAPS DUE TO EARLIER TIME DELAYS ***

The results are provisional until the end of the time limit for protests and appeals.


Scott Laing
 Chief Timekeeper - Scott Laing

Tony Bolin
 Clerk of Course - Tony Bolin



COMPUTIME RACE TIMING SYSTEMS PTY LTD
www.computime.com.au

E-mail: scott@computime.com.au / Ph: 0418 17 13 17





Round 3 - Phillip Island GP Circuit - September 3 & 4
BEARS : F3, F4 & F5

Leg 4

Started at: 15:52:23
 Laps: 4
 Starters:
 Printed at: 16:03

Date: 04/09/22
 Event: R28
 Weather: Mostly cloudy - Temp: 11.6C
 Track: Dry - Temp: 24.9C

PROVISIONAL LAP SHEET


No	Lap Time	Gap	No	Lap Time	Gap	No	Lap Time	Gap
Lap 1			40	1:55.814	19.131	571	2:13.969	1:27.42
22	1:52.930		39	1:56.427	19.253	Lap 4		
76	1:53.735	.805	612	1:54.265	19.510	76	1:47.160	
19	1:53.915	.985	39A	1:56.719	22.125	22	1:46.935	.270
5	1:56.013	3.083	955	1:58.483	24.721	19	1:49.497	8.295
212	1:58.711	5.781	67	1:58.257	24.746	5	1:49.374	10.210
46	1:59.138	6.208	19A	1:59.563	29.465	46	1:50.586	19.840
1	1:59.622	6.692	23	2:00.890	30.918	1	1:51.769	20.894
3	1:59.845	6.915	84	2:03.430	33.361	212	1:51.342	21.844
39	2:02.675	9.745	62	2:03.729	37.225	3	1:52.380	22.697
40	2:03.166	10.236	571	2:16.019	59.985	40	1:53.816	33.631
612	2:05.094	12.164	Lap 3			612	1:54.211	36.172
39A	2:05.255	12.325	76	1:46.529		39	1:57.372	39.328
955	2:06.087	13.157	22	1:46.993	.495	39A	1:55.879	40.604
67	2:06.338	13.408	19	1:49.242	5.958	67	1:57.523	46.427
19A	2:09.751	16.821	5	1:49.462	7.996	955	1:58.491	48.329
84	2:09.780	16.850	1	1:51.783	16.285	19A	1:58.436	52.792
23	2:09.877	16.947	46	1:51.425	16.414	23	2:00.933	58.725
62	2:13.345	20.415	3	1:52.346	17.477	84	2:03.112	1:04.91
571	2:23.815	30.885	212	1:52.900	17.662	62	2:06.887	1:16.49
Lap 2			40	1:54.373	26.975	571	2:15.598	1:55.86
76	1:46.114		39	1:56.392	29.116			
22	1:46.950	.031	612	1:56.140	29.121			
19	1:49.179	3.245	39A	1:56.289	31.885			
5	1:48.899	5.063	67	1:57.847	36.064			
1	1:51.258	11.031	955	1:58.806	36.998			
212	1:52.429	11.291	19A	1:58.580	41.516			
46	1:52.229	11.518	23	2:00.563	44.952			
3	1:51.664	11.660	84	2:02.134	48.966			
			62	2:06.072	56.768			

*** RACE REDUCED FROM 5 TO 4 LAPS DUE TO EARLIER TIME DELAYS ***

The results are provisional until the end of the time limit for protests and appeals.


Scott Laing
 Chief Timekeeper - Scott Laing

Tony Bolin
 Clerk of Course - Tony Bolin



COMPUTIME RACE TIMING SYSTEMS PTY LTD
www.computime.com.au

E-mail: scott@computime.com.au / Ph: 0418 17 13 17





Round 3 - Phillip Island GP Circuit - September 3 & 4

BEARS : F3, F4 & F5

Leg 4

Date: 04/09/22
 Event: R28
 Weather: Mostly cloudy - Temp: 11.6C
 Track: Dry - Temp: 24.9C

Started at: 15:52:23
 Laps: 4
 Starters:
 Printed at: 16:03

PROVISIONAL LAP CHART


Name	Grid	1	2	3	4	Name
M. EDWARDS	22	22	70	70	76	S. WEBSTER
S. WEBSTER	76	76	22	22	22	M. EDWARDS
P. NILSEN	19	19	19	19	19	P. NILSEN
P. BARTUSH	5	5	5	5	5	P. BARTUSH
A. STEPHENS	212	212	1	1	46	A. MILLER
A. MILLER	46	46	212	46	1	D. O'SULLIVAN
D. O'SULLIVAN	1	1	46	3	212	A. STEPHENS
C. BOURNE	3	3	3	212	3	C. BOURNE
G. JAMES	612	39	40	40	40	R. FITZSIMMONS
D. YAGAN	39	40	39	39	612	G. JAMES
S. OESER	39A	612	612	612	39	D. YAGAN
R. DRAPER	67	39A	39A	39A	39A	S. OESER
T. PALMAI	955	955	955	67	67	R. DRAPER
V. KISSITCH	23	67	67	955	955	T. PALMAI
D. ABOUD	84	19A	19A	19A	19A	D. ACKLAND
I. HARDING	62	84	23	23	23	V. KISSITCH
M. TURNER	571	23	84	84	84	D. ABOUD
D. ACKLAND	19A	62	62	62	62	I. HARDING
R. FITZSIMMONS	40	571	571	571	571	M. TURNER

*** RACE REDUCED FROM 5 TO 4 LAPS DUE TO EARLIER TIME DELAYS ***

The results are provisional until the end of the time limit for protests and appeals.


Scott Laing
 Chief Timekeeper - Scott Laing

Tony Bolin
 Clerk of Course - Tony Bolin



COMPUTIME RACE TIMING SYSTEMS PTY LTD
www.computime.com.au

E-mail: scott@computime.com.au / Ph: 0418 17 13 17





Round 3 - Phillip Island GP Circuit - September 3 & 4
BEARS : F3, F4 & F5

Leg 4

Date: **04/09/22**
 Event: **R28**
 Weather: **Mostly cloudy - Temp: 11.6C**
 Track: **Dry - Temp: 24.9C**

Started at: **15:52:23**
 Laps: **4**
 Starters:
 Printed at: **16:03**

PROVISIONAL BEST PARTIAL TIMES


Pos	Split 1		Split 2		Split 3		Split 4		LAP		Ideal	Fastest
	Name	Time	Name	Time	Name	Time	Name	Time	Name	Time		
1	M. EDWARDS	25.592	S. WEBSTER	30.925	M. EDWARDS	20.133	S. WEBSTER	29.177	S. WEBSTER	1:45.898	1:46.114	
2	S. WEBSTER	25.641	M. EDWARDS	30.990	S. WEBSTER	20.155	M. EDWARDS	29.533	M. EDWARDS	1:46.248	1:46.935	
3	P. BARTUSH	25.927	P. NILSEN	31.399	P. NILSEN	20.543	P. NILSEN	29.649	P. BARTUSH	1:48.309	1:48.899	
4	P. NILSEN	26.922	A. MILLER	31.611	P. BARTUSH	20.607	P. BARTUSH	30.006	P. NILSEN	1:48.513	1:49.179	
5	A. STEPHENS	27.095	P. BARTUSH	31.769	A. MILLER	20.934	A. MILLER	30.685	A. MILLER	1:50.586	1:50.586	
6	D. O'SULLIVA	27.102	D. O'SULLIVA	31.906	D. O'SULLIVA	21.091	C. BOURNE	30.856	D. O'SULLIVA	1:50.999	1:51.258	
7	C. BOURNE	27.334	C. BOURNE	32.151	A. STEPHENS	21.136	D. O'SULLIVA	30.900	A. STEPHENS	1:51.342	1:51.342	
8	A. MILLER	27.356	A. STEPHENS	32.175	C. BOURNE	21.161	A. STEPHENS	30.936	C. BOURNE	1:51.502	1:51.664	
9	G. JAMES	27.721	G. JAMES	32.773	R. FITZSIMMO	21.610	R. FITZSIMMO	31.434	G. JAMES	1:53.634	1:54.211	
10	S. OESER	27.780	R. FITZSIMMO	32.820	G. JAMES	21.620	G. JAMES	31.520	R. FITZSIMMO	1:53.816	1:53.816	
11	R. FITZSIMMO	27.952	D. YAGAN	33.180	D. YAGAN	21.965	S. OESER	32.028	S. OESER	1:55.525	1:55.879	
12	T. PALMAI	28.195	R. DRAPER	33.615	S. OESER	22.062	T. PALMAI	32.170	D. YAGAN	1:55.717	1:56.392	
13	D. YAGAN	28.399	S. OESER	33.655	R. DRAPER	22.347	D. YAGAN	32.173	R. DRAPER	1:57.109	1:57.523	
14	D. ACKLAND	28.514	T. PALMAI	34.296	T. PALMAI	22.631	R. DRAPER	32.517	T. PALMAI	1:57.292	1:58.483	
15	R. DRAPER	28.630	D. ACKLAND	34.397	D. ACKLAND	22.657	D. ACKLAND	32.770	D. ACKLAND	1:58.338	1:58.436	
16	V. KISSITCH	29.106	V. KISSITCH	34.522	V. KISSITCH	23.248	V. KISSITCH	32.916	V. KISSITCH	1:59.792	2:00.563	
17	I. HARDING	29.808	D. ABOUD	34.542	D. ABOUD	23.439	I. HARDING	33.776	D. ABOUD	2:01.771	2:02.134	
18	D. ABOUD	29.906	I. HARDING	36.237	I. HARDING	23.570	D. ABOUD	33.884	I. HARDING	2:03.391	2:03.729	
19	M. TURNER	32.764	M. TURNER	38.914	M. TURNER	26.095	M. TURNER	35.957	M. TURNER	2:13.730	2:13.969	

*** RACE REDUCED FROM 5 TO 4 LAPS DUE TO EARLIER TIME DELAYS ***

The results are provisional until the end of the time limit for protests and appeals.


Scott Laing
 Chief Timekeeper - Scott Laing

Tony Bolin
 Clerk of Course - Tony Bolin



COMPUTIME RACE TIMING SYSTEMS PTY LTD
www.computime.com.au

E-mail: scott@computime.com.au / Ph: 0418 17 13 17





Round 3 - Phillip Island GP Circuit - September 3 & 4

BEARS : F3, F4, & F5

PROVISIONAL ROUND POINTS

BEARS - FORMULA 3

Pos	No	Name	Rnd 3 Race 1	Rnd 3 Race 2	Rnd 3 Race 3	Rnd 3 Race 4	Total
1	76	Scott WEBSTER	20	20	25	25	90
2	19	Paul NILSEN	25	25	20	20	90
3	5	Philip BARTUSH	18	17	18	18	71
4	46	Adam MILLER	17	16	16	17	66
5	1	Dallas O'SULLIVAN	14	18	15	16	63
6	3	Cori BOURNE	16	13	14	14	57
7	612	Gregory JAMES	13	14	13	13	53
8	39	Dean YAGAN	11	12	12	12	47
9	955	Tom PALMAI	12	11	11	11	45
10	62	Ian HARDING	10	10	10	10	40
11	212	Anthony STEPHENS			17	15	32
12	9	Kurt LEWIS	15	15			30


BEARS - FORMULA 4


Pos	No	Name	Rnd 3 Race 1	Rnd 3 Race 2	Rnd 3 Race 3	Rnd 3 Race 4	Total
1	22	Matthew EDWARDS	25	25	25	25	100
2	40	Rick FITZSIMMONS	20	20		20	60
3	19A	Denis ACKLAND	18	18		18	54
4	571	Maurice TURNER	16		20	17	53
5	9A	Eddy GARNER	17				17

BEARS - FORMULA 5

Pos	No	Name	Rnd 3 Race 1	Rnd 3 Race 2	Rnd 3 Race 3	Rnd 3 Race 4	Total
1	39A	Sean OESER	25	25	25	25	100
2	67	Richard DRAPER	20	20	20	20	80
3	23	Voya KISSITCH	17	18	18	18	71
4	84	David ABOUD	18	17	17	17	69



 Chief Timekeeper - Scott Laing


 Clerk of Course - Tony Bolin



COMPUTIME RACE TIMING SYSTEMS PTY LTD
www.computime.com.au

E-mail: scott@computime.com.au / Ph: 0418 17 13 17





Round 3 - Phillip Island GP Circuit - September 3 & 4

BEARS : F3, F4, & F5

PROVISIONAL PROGRESSIVE SERIES POINTS

BEARS - FORMULA 3

Pos	No	Name	Rnd 1 B/ford	Rnd 2 Wint	Rnd 3 Race 1	Rnd 3 Race 2	Rnd 3 Race 3	Rnd 3 Race 4	Total
1	19	Paul NILSEN	100	53	25	25	20	20	243
2	1	Dallas O'SULLIVAN	34	87	14	18	15	16	184
3	5	Philip BARTUSH	54	51	18	17	18	18	176
4	39	Dean YAGAN	49	47	11	12	12	12	143
5	46	Adam MILLER	76		17	16	16	17	142
6	3	Cori BOURNE		71	16	13	14	14	128
7	212	Anthony STEPHENS		90			17	15	122
8	76	Scott WEBSTER			20	20	25	25	90
9	612	Gregory JAMES			13	14	13	13	53
10	9	Kurt LEWIS	17		15	15			47
11	955	Tom PALMAI			12	11	11	11	45
12	62	Ian HARDING			10	10	10	10	40
13		Fergus GIBSON	20						20

BEARS - FORMULA 4


Pos	No	Name	Rnd 1 B/ford	Rnd 2 Wint	Rnd 3 Race 1	Rnd 3 Race 2	Rnd 3 Race 3	Rnd 3 Race 4	Total
1	40	Rick FITZSIMMONS	100		20	20		20	160
2	9A	Eddy GARNER		85	17				102
3	22	Matthew EDWARDS			25	25	25	25	100
4		Sebastian DOWNIE		95					95
5	19A	Denis ACKLAND			18	18		18	54
6	571	Maurice TURNER			16		20	17	53

BEARS - FORMULA 5

Pos	No	Name	Rnd 1 B/ford	Rnd 2 Wint	Rnd 3 Race 1	Rnd 3 Race 2	Rnd 3 Race 3	Rnd 3 Race 4	Total
1		William FISHER	100	75					175
2	39A	Sean OESER			25	25	25	25	100
3	67	Richard DRAPER			20	20	20	20	80
4	23	Voya KISSITCH			17	18	18	18	71
5	84	David ABOUD			18	17	17	17	69

Scott Laing
 Chief Timekeeper - Scott Laing

Tony Bolin
 Clerk of Course - Tony Bolin



COMPUTIME RACE TIMING SYSTEMS PTY LTD
www.computime.com.au

E-mail: scott@computime.com.au / Ph: 0418 17 13 17

